




# EASY 1 LIGHTWEIGHT BODY FILLER FOR DEEP REPAIRS

EASY1/BFD

Version: 3.0

Date of issue: 14/08/2018 Revision date: 07/01/2020 Supersedes: 23/06/2018



DRIVING SURFACE PERFECTION

## TECHNICAL DATASHEET

An easy to use, smooth textured polyester filler for deep repairs. The non-sag formula is ideal for use on vertical or horizontal repairs and its lightweight formula bonds to multiple substrates including galvanised steel, metal and GRP.

- Very smooth and easy to spread making easy application.
- Non-porous formula will not shrink.
- Quick drying time promoting efficiency.

### Typical Use

Ideal for filling and shaping medium to deep panel damage.



## APPLICATION GUIDE

### Tools Required



Onion Board Mixing Palette, U-POL Applicator, SYSTEM 20 Degreasers, MAXIMUM Abrasives, MAXIMUM Premium Masks, MAXIMUM Painters Overalls, GUIDE #7 Guide Coat Aerosol

### Surface Preparation



	Degreaser	Abrasion
<b>Bare Steel</b>	S2001 Fast/S2002 Slow Solvent-Based Degreaser	P80
<b>Aluminium</b>	S2001 Fast/S2002 Slow Solvent-Based Degreaser	P180
<b>Galvanised</b>	S2001 Fast/S2002 Slow Solvent-Based Degreaser	P180
<b>Original Paint</b>	S2001 Fast/S2002 Slow Solvent-Based Degreaser	P180
<b>GRP</b>	S2000 Water-Based Degreaser	P180


EASY 1 LIGHTWEIGHT BODY FILLER FOR DEEP REPAIRS has superb adhesion to all the substrates above. For best results, good preparation is essential.

Clean and degrease removing dirt, oil, grease and wax using cleaning solutions such as U-POL's SYSTEM 20 Degreasers.

Abrade with grit paper as stated above for each respective substrate.

Re-clean, dry and degrease the abraded substrate ready for application.

### Application



	10°C	20°C	30°C
<b>Mixing ratio (BPO Hardener):</b>	3%	2%	1%
<b>Gel Time:</b>	6 – 7 minutes	4 – 6 minutes	4 – 5 minutes
<b>Sandable after:</b>	20 minutes	15 – 20 minutes	15 minutes

**Maximum Fill Depth** 4 – 7 mm

**Infrared Bake:** 50 – 80 cm, 80 °C, 5 minutes

Mix thoroughly on an Onion Board Mixing Palette.

Follow mix ratio carefully. Do not under or over catalyse.

Apply with a pressing action to reduce air entrapment.

Not recommended for applications below 5°C.

### Sanding



**Initial Sanding** P80 - P120

**Final Sanding** P180 - P240

U-POL recommends using GUIDE #7 Guide Coat Aerosol during the sanding process to identify the high and low spots.

A U-POL Finishing Filler such as DOLPHIN GLAZE can be used to fill imperfections such as pin holes and scratches prior to painting.

Contact Australia  
T: +61 2 4731 2655  
F: +61 2 4731 2611  
info@u-pol.com.au

U-POL AUSTRALIA PTY LIMITED  
Unit A, 16 - 20 Cassola Place Penrith  
NSW 2750  
www.u-pol.com - Australia


U-POL NEW ZEALAND Ltd  
c/o Lindsay & Associates Unit H, 12 Amera Place,  
East Tamaki Manukau City 2013  
New Zealand - www.u-pol.com

Contact New Zealand:  
T: +64 27 630 3691  
F: +61 2 4731 2611  
info@u-pol.com.nz



# EASY 1 LIGHTWEIGHT BODY FILLER FOR DEEP REPAIRS

EASY1/BFD



DRIVING SURFACE PERFECTION

Version: 3.0

Date of issue: 14/08/2018 Revision date: 07/01/2020 Supersedes: 23/06/2018

## TECHNICAL DATASHEET

### Over-Painting



U-POL recommends a SYSTEM 20 Primer to achieve the perfect surface for the colour of your choice.

## TECHNICAL INFORMATION

### Physical properties



<b>Appearance</b>	Paste.
<b>Colour</b>	Cream, Off-white
<b>Density</b>	≈ 1.25 (1.22 – 1.28) g/cm <sup>3</sup>

### VOC Information



The VOC content of this product as received is 175 g/l. The VOC content of this product in ready to use form is 100 g/l.

### Shelf Life and Storage



Order Code	Format	Shelf Life	Batch Coding System
EASY1/BFD	3L Tin	4 years	C

- A Date of manufacture, unique 5-digit batch code and expiry date printed on base of tin.
- B Date of manufacture and/or 5-digit batch code printed on base of tin/adhesive label/adhesive label on kit box. e.g. 93822 = 2019, week 38, batch 22
- C Date of manufacture and unique 5-digit batch code and printed on base of tin/adhesive label.
- D Date of manufacture and unique 5-digit batch code printed on cartridge.
- E Date of manufacture and unique 7-digit code printed on lid.
- F Date of manufacture and unique 6-digit batch number printed on packaging.
- G Date of manufacture and unique 4-digit batch code and printed on base of tin.
- H Date of manufacture and batch number incorporated into 8-digit code e.g. 18071234 = (18) 2018, (07) July, batch number 1234
- I Date of manufacture printed on tin.
- J Date and time of manufacture printed on neck of aerosol.
- K Date of manufacture and weight of sachet embossed on seal. e.g. 40G 110717
- L Unique 5-digit batch code printed on packaging/adhesive label/embossed on seal. For the date of manufacture, please quote this code to technicalsupport@u-pol.com.
- M Unique 5-digit batch number followed by weight printed on tube. e.g. 17149GR78 = batch number 17149GR, weight 78 g. For the date of manufacture, please quote this code to technicalsupport@u-pol.com.
- N Date of filling and unique 7 digit batch code stamped on adhesive label.
- O LOT number ending in a unique 5-digit code printed on sachet. For the date of manufacture, please quote this code to technicalsupport@u-pol.com.
- P Date of aerosol manufacture and 5-digit aerosol base batch code printed on base of tin. e.g. 93822 = 2019, week 38, batch 22
- Q Date of aerosol manufacture and unique 5-8 digit batch code printed on base of tin.

**Recommended storage temperature** 5 °C - 25 °C

Keep cool. Protect from sunlight. Keep away from ignition sources. Store locked up. Store in a well-ventilated place. Keep only in original container.

For any other information please contact technicalsupport@u-pol.com for assistance.

## IMPORTANT: FOR PROFESSIONAL USE ONLY. Read full instructions before use.

This product contains hazardous materials and therefore appropriate personal protective equipment should always be used. Please refer to the label and consult the safety data sheet for full handling instructions and personal protection information. U-POL disclaims any liability where the user does not wear the recommended personal protective equipment. The above data is for information only and may change without prior notice. It is the Buyers responsibility to ensure the suitability of the products for their own use and check the information is up to date. The recommendation of use of our products and application in our technical data sheets are based on our knowledge and experience. These data sheets are available via your local stockist or via the U-POL website at WWW.U-POL.COM. U-POL is not responsible for the results obtained by others over whose methods we have no control and thereof U-POL is not liable for consequential or incidental damages including loss of profits.

Contact Australia  
T: +61 2 4731 2655  
F: +61 2 4731 2611  
info@u-pol.com.au

U-POL AUSTRALIA PTY LIMITED Unit A, 16 - 20 Cassola Place Penrith NSW 2750 www.u-pol.com - Australia	U-POL NEW ZEALAND Ltd c/o Lindsay & Associates Unit H, 12 Amera Place, East Tamaki Manukau City 2013 New Zealand - www.u-pol.com
---	---

Contact New Zealand:  
T: +64 27 630 3691  
F: +61 2 4731 2611  
info@u-pol.com.nz