



DRIVING SURFACE PERFECTION™

PLAST X Plastic Filler

PLAS/6



DESCRIPTION

PLAST X 6 polyester filler has been specially formulated using a premium resin system offering high adhesion and flexibility to most plastic components.

FEATURES

- Smooth and easy to apply and shape
- Easy sanding and excellent feather edge performance
- Quick and easy to sand.

TECHNICAL DATA SHEET

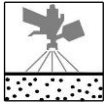
PLAST X 6 Plastic Filler

PLAS/6

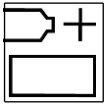
Product preparation - application



It is strongly recommended to use appropriate personal protection equipment during application to avoid respiratory, skin and eye irritation.

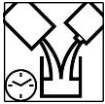


ABS / Polypropylene / EPDM / EPDM/PP / TPO - cleaned with water-based degreaser and sanded with P120-P180 grit. Re-clean the abraded substrate before application
To ensure optimum adhesion performance, use of a plastic adhesion promotor or plastic primer is recommended



	10°C	20°C	30°C
	Weight	Weight	Weight
PLAST X 6 Plastic Filler	100	100	100
BPO Hardener	3	2	1

Mix thoroughly on an Onion Board mixing palette.
Maximum Fill Depth 1 - 2 mm
Infra-Red Bake: Apply the lamp between 50 and 80 cm, 80°C 5 minutes



Geltime / Work Time at 10°C: 5 min - 6 min
Geltime / Work Time at 20°C: 4 min - 6 min
Geltime / Work Time at 30°C: 4 min - 5 min



Apply smooth film immediately after mixing, avoiding air entrapment.



Sanding	
10 °C	35 min - 40 min
20 °C	30 min
30 °C	25 min - 30 min



Initial Sanding P120 - P180
Final Sanding P180 - P240

VOC compliant

2004/42/IB/b(250) 100: The EU limit value for this product (product category: b) in ready to use form is maximum 250 g/l of VOC. The VOC content of this product in ready to use form is maximum 100 g/l.

TECHNICAL DATA SHEET

PLAST X 6 Plastic Filler

PLAS/6

Products

U-POL Plast X 6

Waste treatment

Dispose of contents / container to approved disposal companies or municipal collection points. Do not empty into drains.

Remarks

- Do not add more hardener than recommended to avoid bleeding and spot marking.
- Reaction temperature should be at least +5°C.
- Recommended storage temperature at 5°C to 25°C.
- Surplus ready for use material should not be returned to original can.
- Store in a well-ventilated place.
- Application of a solvent based primer is recommended to achieve the perfect surface for the colour of your choice.
- For additional technical assistance, please contact the U-POL Technical Department at upol.technicalsupport@axalta.com

TECHNICAL DATA SHEET

PLAST X 6 Plastic Filler

PLAS/6

Shelf Life	2 years
-------------------	---------

The information on usability refers to an unopened container in proper storage <25° C. The container must be stored upright, dry and protected from direct sunlight, chemical and mechanical influences.

Version Number	1
Issue Date	25/2/26

Consult Safety Data Sheet prior to use. Observe the precautionary notices displayed on the container.

All other products referred to in the refinish build up are from our brand product range. System properties will not be valid when the related material is used in combination with any other materials or additives which are not part of our brand product range, unless explicitly indicated otherwise.

For professional use only! The information provided in this documentation has been carefully selected and arranged by us. It is based upon our best knowledge on the subject at the date of issuance. The Information is given for information purposes only. We are not liable for its correctness, accuracy and completeness. It is up to the user to check the information with regard to up-to-dateness and suitability for his intended purpose. The intellectual property in this Information, including patents, trademarks and copyrights, is protected. All rights reserved. The relevant Material Safety Data Sheet and Warnings displayed on the product label need to be observed. We may modify and/ or discontinue operation of all or portions of this Information at any time in our sole discretion, without notice and assume no responsibility to update the Information. All rules set forth in this clause shall apply accordingly for any future changes and amendments.