

# RAPTOR®



## RAPTOR Caliper Enamel



### DESCRIPTION

A professional quality enamel, ideal for customising and extending the life of brake calipers. RAPTOR Caliper Enamel contains ceramic resins that resist temperatures up to 500°C and is 5x tougher than ordinary paints\*, to provide superior protection from impact, heat, brake dust, automotive fluids and corrosion. It's easy to use and dries fast to give an attractive, smooth finish with excellent adhesion that will not blister, flake, crack or peel. It's also self-priming, so can be used direct to most prepared metals without the need for a primer.

### FEATURES

- Heat Resistant up to 500°C
- Advanced Ceramic Technology
- Achieves high gloss finish
- Superior corrosion resistance
- 5x Tougher than ordinary paints
- Direct to metal – no need for a primer
- Clog Free Spot Nozzle – ideal for coating brake calipers

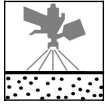
# TECHNICAL DATA SHEET

## RAPTOR Caliper Enamel

### Product preparation - application



It is strongly recommended to use appropriate personal protection equipment during application to avoid respiratory, skin and eye irritation.



Clean and degrease. Mask any areas as required.

Can be applied direct to metal (Cast Iron, bare steel, aluminum, galvanized and zinc coated sheets, stainless steel) or fully cured paint.

Sand surface with P180-P220 sandpaper and reclean. If primed, sand with P400-P600 sandpaper & reclean. If sound cured paint, sand surface with P800-P1000 sandpaper and reclean.

Thoroughly shake can for at least 2 mins before use.

Always wear safety goggles and gloves before spraying.

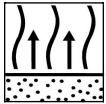
Use only outdoors or in a well-ventilated area.



Ready to use



Not applicable



2 - 3 coats sprayed 15-25cm away from the object

with intermediate flash-off: 10 min at 20°C  
Handleable: 2 hr at 20°C depending on film build  
Final air dry time: 5 hr \* See Remarks

VOC compliant

2004/42/IIIB/e(840) 734: The EU limit value for this product (product category: e) in ready to use form is maximum 840 g/l of VOC. The VOC content of this product in ready to use form is maximum 734 g/l.

# TECHNICAL DATA SHEET

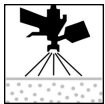
## RAPTOR Caliper Enamel

### Products

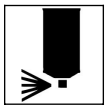
RCERR/AL RAPTOR® Caliper Enamel Real Red  
RCESB/AL RAPTOR® Caliper Enamel Satin Black



15 - 25 µm 2 coats



RAPTOR® Caliper Enamel can be overcoated with itself within 2 hours, without the need for sanding, after this wait 24h for paint to cure then abrade with P800-P1000, degrease then re-apply.



After use, hold aerosol can upside down and spray briefly to clean nozzle.  
Do not stick pins into the orifice.  
If the nozzle becomes blocked, remove from the can and soak in gentle thinners before replacing.

### Waste treatment

Dispose of contents and container in accordance with all local, regional, national and international regulations.

### Remarks

- Once all coats applied, allow to dry for a minimum of 5 hours (Drying overnight is recommended) to allow the solvents to leave the film and then follow the steps to obtain the full cure:
- - If on the vehicle, the heat generated by the breaking operation will achieve full cure
- - If off the vehicle, bake at 90°C for 1 hour.
- Aerosol cans should be stored for 2 hours at room temperature before use. For long term storage keep in a dry well ventilated area and away from direct sunlight and frost. Recommended storage temperature 5 - 25°C, recommended application temperature 20°C

Consult Safety Data Sheet prior to use. Observe the precautionary notices displayed on the container.

All other products referred to in the refinish build up are from our brand product range. System properties will not be valid when the related material is used in combination with any other materials or additives which are not part of our brand product range, unless explicitly indicated otherwise.

The information provided in this documentation has been carefully selected and arranged by us. It is based upon our best knowledge on the subject at the date of issuance. The Information is given for information purposes only. We are not liable for its correctness, accuracy and completeness. It is up to the user to check the information with regard to up-to-dateness and suitability for his intended purpose. The intellectual property in this Information, including patents, trademarks and copyrights, is protected. All rights reserved. The relevant Material Safety Data Sheet and Warnings displayed on the product label need to be observed. We may modify and/ or discontinue operation of all or portions of this Information at any time in our sole discretion, without notice and assume no responsibility to update the Information. All rules set forth in this clause shall apply accordingly for any future changes and amendments.