

# RAPTOR®



## REEGC/AL

# RAPTOR Engine Enamel Gloss Clear



## DESCRIPTION

A professional quality clear engine enamel, ideal for use on engine blocks, engine accessories and other surfaces in the engine compartment. RAPTOR Engine Enamel contains ceramic resins that resist temperatures up to 300°C and is 5x tougher than ordinary paints\* to provide superior protection from heat, oil and other automotive fluids. It's easy to use and dries fast to give an attractive, smooth finish with excellent adhesion that will not blister, flake, crack or peel. Suitable for use on all painted engine parts. Ensure painted surfaces are touch dry before directly applying clear engine enamel.

## FEATURES

- Heat Resistant up to 300°C (retains gloss)
- Utilises ceramic technology
- Superior corrosion resistance
- Excellent adhesion – won't blister, flake, crack or peel
- 5x Tougher than ordinary paints
- Fast drying - touch dry in 30 mins
- Clog Free Spot Nozzle – ideal for 3D surfaces

# TECHNICAL DATA SHEET

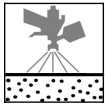
## REEGC/AL

### RAPTOR Engine Enamel Gloss Clear

#### Product preparation - application



It is strongly recommended to use appropriate personal protection equipment during application to avoid respiratory, skin and eye irritation.



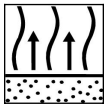
Old or original paintwork - thoroughly clean and degrease surfaces with precleaner or panel prep. Sand P800 - P1000 and reclean with degreaser. Thoroughly shake can for at least 2 mins before use. Always wear safety goggles and gloves before spraying. Use only outdoors or in a well-ventilated area.



Ready to use



Not applicable



2 - 3 coats sprayed 15-25cm away from the object

with intermediate flash-off: 5 min - 10 min at 20°C  
final flash-off: 30 min at 20°C depending on film build  
over night \* See Remarks

VOC compliant

2004/42/IB/e(840) 730: The EU limit value for this product (product category: e) in ready to use form is maximum 840 g/l of VOC. The VOC content of this product in ready to use form is maximum 730 g/l.

# TECHNICAL DATA SHEET

## REEGC/AL

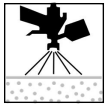
### RAPTOR Engine Enamel Gloss Clear

#### Products


RAPTOR® Engine Enamel Gloss Clear



15 - 25 µm 2 coats



RAPTOR® Engine Enamel Gloss Clear can be overcoated with itself within 1 hours, without the need for sanding, after this wait 24h for paint to cure then abrade with P1000, degrease then re-apply.



After use, hold aerosol can upside down and spray briefly to clean nozzle.  
Should the nozzle become blocked, remove it from the can and soak it in gentle thinners.  
Do not stick pins into the orifice.

#### Waste treatment

Dispose of contents and container in accordance with all local, regional, national and international regulations.

#### Remarks

- Theoretical coverage 1.9m<sup>2</sup> per unit, assuming 100% transfer efficiency at the recommended film build.
- Once all coats applied, allow to dry overnight to allow the solvents to leave the film and then follow the steps to obtain the full cure:
  - - If on the vehicle, heat from the engine will achieve full cure
  - - If off the vehicle, bake at 90°C for 1 hour
- Aerosol cans should be stored for 2 hours at room temperature before use. For long term storage keep in a dry well ventilated area and away from direct sunlight and frost. Recommended storage temperature 5 - 25°C, recommended application temperature 20°C

Consult Safety Data Sheet prior to use. Observe the precautionary notices displayed on the container.

All other products referred to in the refinish build up are from our brand product range. System properties will not be valid when the related material is used in combination with any other materials or additives which are not part of our brand product range, unless explicitly indicated otherwise.

The information provided in this documentation has been carefully selected and arranged by us. It is based upon our best knowledge on the subject at the date of issuance. The Information is given for information purposes only. We are not liable for its correctness, accuracy and completeness. It is up to the user to check the information with regard to up-to-dateness and suitability for his intended purpose. The intellectual property in this Information, including patents, trademarks and copyrights, is protected. All rights reserved. The relevant Material Safety Data Sheet and Warnings displayed on the product label need to be observed. We may modify and/ or discontinue operation of all or portions of this Information at any time in our sole discretion, without notice and assume no responsibility to update the Information. All rules set forth in this clause shall apply accordingly for any future changes and amendments.