

# RAPTOR®



## RAPTOR Flame Proof



### DESCRIPTION

A professional quality flameproof paint, ideal for use on exhaust manifolds, headers, exhaust systems and other areas that require protection from very high heat. RAPTOR Flameproof is based on advanced ceramic technology and high heat-resistant pigments that withstand temperatures up to 1000°C and is 5x tougher than ordinary paints\*. Once fully cured it provides superior protection from heat, oil and other automotive fluids. It's easy to use and dries fast to give an attractive, smooth finish with excellent adhesion that will not blister, flake, crack or peel. Suitable for use on all types of primed metals including steel and alloys.

### FEATURES

- Heat Resistant up to 1000°C
- Advanced Ceramic Technology (incorporates advanced heat-resistant pigment technology)
- Superior protection from heat, oil and other automotive fluids
- Excellent adhesion – won't blister, flake, crack or peel
- Clog Free Spot Nozzle – ideal for 3D surfaces
- 5x Tougher than ordinary paints

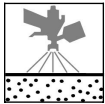
# TECHNICAL DATA SHEET

## RAPTOR Flame Proof

### Product preparation - application



It is strongly recommended to use appropriate personal protection equipment during application to avoid respiratory, skin and eye irritation.



Clean and degrease. Mask any areas as required.

Bare steel\*, galvanised steel\*, aluminium\*, titanium\*, stainless steel\*, cured paint sanded with P180 and cleaned.

\*Can be applied direct to metal. To achieve maximum performance (Adhesion, heat resistance...), RAPTOR Flameproof Primer must be applied prior to applying RAPTOR Flameproof Coating.

Thoroughly shake can for at least 2 mins before use.

Always wear safety goggles and gloves before spraying.

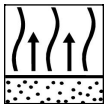
Use only outdoors or in a well-ventilated area.



Ready to use



Not applicable



2 - 3 coats sprayed 15-25cm away from the object

with intermediate flash-off: 10 min at 20°C  
Handleable: 30 min at 20°C depending on film build

Final airdry time: 4 hr \* See Remarks

VOC compliant

2004/42/IB/e(840) 721: The EU limit value for this product (product category: e) in ready to use form is maximum 840 g/l of VOC. The VOC content of this product in ready to use form is maximum 721 g/l.

# TECHNICAL DATA SHEET

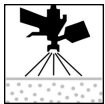
## RAPTOR Flame Proof

### Products


RFLFB/AL RAPTOR® Flame Proof Flat Black  
RFLFR/AL RAPTOR® Flame Proof Flat Red



25 - 45 µm 2 coats



RAPTOR® Flame Proof can be overcoated with itself within 12 hours, without the need for sanding, after this time denib as required from P500 or Scotch pad, then degrease, only use waterbased degreaser applied to the cloth to avoid soaking of the surface. Can be directly overcoated with RAPTOR Flameproof Satin Clear after 30mins or allow to dry for 1h then denib and degrease with waterbased degreaser.



After use, hold aerosol can upside down and spray briefly to clean nozzle.  
Do not stick pins into the orifice.  
If the nozzle becomes blocked, remove from the can and soak in gentle thinners before replacing.

### Waste treatment

Dispose of contents and container in accordance with all local, regional, national and international regulations.

### Remarks

- Theoretical coverage 1m<sup>2</sup> per unit, assuming 100% transfer efficiency at the recommended film build.
- Once all coats applied, allow to dry for a minimum of 4 hours (Drying overnight is recommended) to allow the solvents to leave the film and then follow the steps to obtain the full cure:
  - - If on the vehicle, run at idle for at least 30 mins. Let it cool down and run again under normal conditions for at least 30 mins.
  - - If off the vehicle, bake at 150°C for 1 hour.
- Aerosol cans should be stored for 2 hours at room temperature before use. For long term storage keep in a dry well ventilated area and away from direct sunlight and frost. Recommended storage temperature 5 - 25°C, recommended application temperature 20°C

Consult Safety Data Sheet prior to use. Observe the precautionary notices displayed on the container.

All other products referred to in the refinish build up are from our brand product range. System properties will not be valid when the related material is used in combination with any other materials or additives which are not part of our brand product range, unless explicitly indicated otherwise.

The information provided in this documentation has been carefully selected and arranged by us. It is based upon our best knowledge on the subject at the date of issuance. The Information is given for information purposes only. We are not liable for its correctness, accuracy and completeness. It is up to the user to check the information with regard to up-to-dateness and suitability for his intended purpose. The intellectual property in this Information, including patents, trademarks and copyrights, is protected. All rights reserved. The relevant Material Safety Data Sheet and Warnings displayed on the product label need to be observed. We may modify and/ or discontinue operation of all or portions of this Information at any time in our sole discretion, without notice and assume no responsibility to update the Information. All rules set forth in this clause shall apply accordingly for any future changes and amendments.