



DRIVING SURFACE PERFECTION™

# WELD #2

## Zinc-Copper



### DESCRIPTION

A high adhesion primer offering excellent rust protection when applied to panels prior to Resistance SPOT, MIG and TIG welding.

### FEATURES


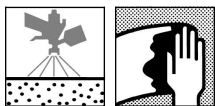




- Fast drying - speeds up the welding process
- High concentration of zinc in the dry film
- Corrosion resistant

# TECHNICAL DATA SHEET

## WELD #2

### Zinc-Copper

#### Product preparation - application

	It is strongly recommended to use appropriate personal protection equipment during application to avoid respiratory, skin and eye irritation.	
	For best results, ensure the metal surface is thoroughly cleaned and degreased, abrade P80 - P240 and reclean before application	
	Ready to use	
	Not applicable	
	1 - 2 coats sprayed 15 - 25cm away from the object	with intermediate flash-off: 5 min - 10 min at 20°C Air dry: 10 min - 20 min before welding
	Abrade as required for the weld. Can be overpainted with an etching primer or 2K primer once cleaned thoroughly.	

VOC compliant

2004/42/IIIB/e(840) 715: The EU limit value for this product (product category: e) in ready to use form is maximum 840 g/l of VOC. The VOC content of this product in ready to use form is maximum 715 g/l.

# TECHNICAL DATA SHEET


## WELD #2

### Zinc-Copper

#### Products

	U-POL WELD #2 Weld Through Copper Rich Primer
	U-POL WELD #2 Weld Through Zinc Rich Primer

	10 µm per coat
--	----------------

	After use, hold aerosol can upside down and spray briefly to clean nozzle. If the nozzle becomes blocked, remove from the can and soak in gentle thinners before replacing.
--	--

#### Remarks

- Theoretical coverage up to 2m<sup>2</sup> per unit, assuming 100% transfer efficiency at the specified film build.
- Remove product entirely after welding if overcoating with amine cured epoxy primer.
- Aerosol cans should be stored for 2 hours at room temperature before use. For long term storage keep in a dry well ventilated area and away from direct sunlight and frost. Recommended storage temperature 5 - 25°C, recommended application temperature 20°C

Consult Safety Data Sheet prior to use. Observe the precautionary notices displayed on the container.

All other products referred to in the refinish build up are from our brand product range. System properties will not be valid when the related material is used in combination with any other materials or additives which are not part of our brand product range, unless explicitly indicated otherwise.

For professional use only! The information provided in this documentation has been carefully selected and arranged by us. It is based upon our best knowledge on the subject at the date of issuance. The Information is given for information purposes only. We are not liable for its correctness, accuracy and completeness. It is up to the user to check the information with regard to up-to-dateness and suitability for his intended purpose. The intellectual property in this Information, including patents, trademarks and copyrights, is protected. All rights reserved. The relevant Material Safety Data Sheet and Warnings displayed on the product label need to be observed. We may modify and/ or discontinue operation of all or portions of this Information at any time in our sole discretion, without notice and assume no responsibility to update the Information. All rules set forth in this clause shall apply accordingly for any future changes and amendments.